



GHUMI'S

Week 4

So, we have learnt C, F and G7 chord.

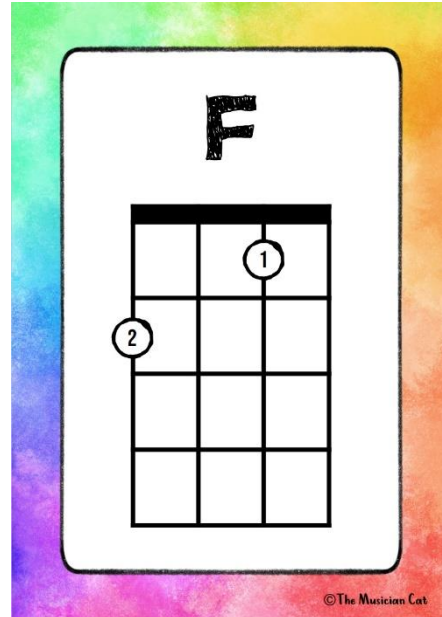
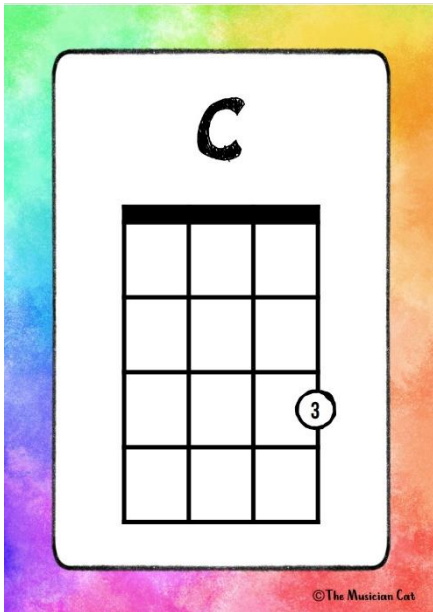
Practicing transitions between these chords is very important.

The more you practice the better it will be when trying to play a song.

We're going to do the transition videos again. Don't forget to check yourself for finger placement while you're playing. You should feel the string under your fingertips but don't push super hard. Make sure they're between the frets.



Practice C and F chord



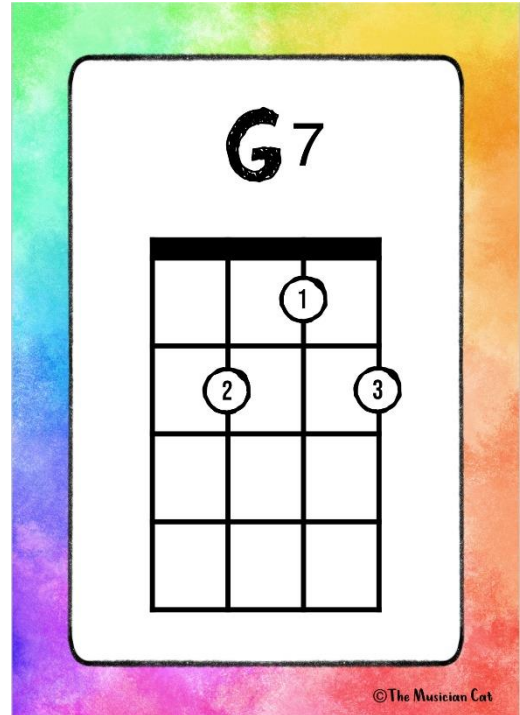

Practice C and F Chord video

<https://www.youtube.com/watch?v=EbBquaOP4Ws>

Best Day of My Life C and F Chord

<https://youtu.be/vyby-MDIecc>

Practice G7 Chord



<https://www.bing.com/videos/search?q=c+f+and+g7+chord+practice&&view=detail&mid=DC1E1477E621BC2BCE66DC1E1477E621BC2BCE66&&FORM=VRDGAR&ru=%2Fvideos%2Fsearch%2Fq%2Dc%2Bf%2Band%2Bg7%2Bchord%2BC,F+and+G7+Chord+practice>

[videopractice%26FORM%2DHDRSC3](https://www.bing.com/videos/search?q=c+f+and+g7+chord+practice&&view=detail&mid=DC1E1477E621BC2BCE66DC1E1477E621BC2BCE66&&FORM=VRDGAR&ru=%2Fvideos%2Fsearch%2Fq%2Dc%2Bf%2Band%2Bg7%2Bchord%2BC,F+and+G7+Chord+practice) C,


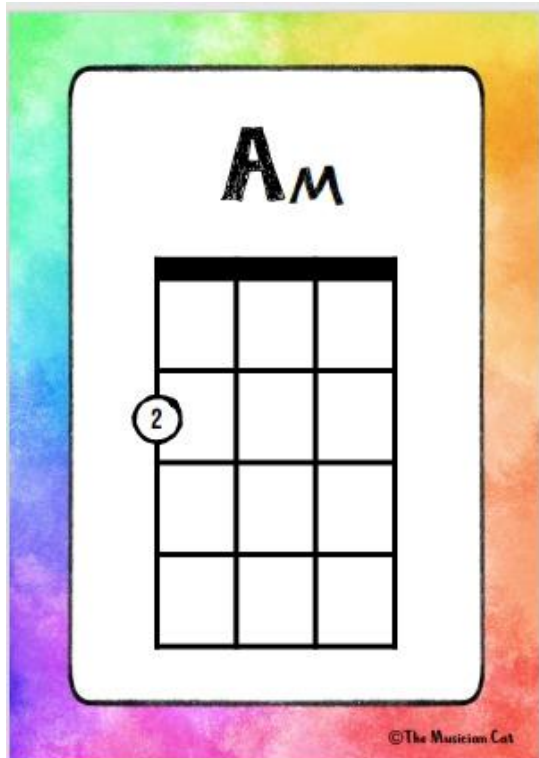
F and G7 Chord practice video

https://youtu.be/FnABo_dNosA

You are my sunshine

C, F and G7 chord

Introducing A minor



C, F, G7 and Am practice video

https://www.bing.com/ck/a?!&&p=c6834736ee6b9545JmltdHM9MTY2MDM2NDA2MCZpZ3VpZD1mMmIyZmI5Zi0zYzQOLtQ3NDEtODhmOS05NjYwN2I5NmFkMGEmaw5zawQ9NTQ5NA&ptn=3&hsh=3&fclid=67a1c707-1abe-11ed-b464-f0b161418ddf&u=a1L3ZpZGVvcy9zZWYy2g_cT1hbSt1a2UrcHJhY3RpY2UrdmlkZW8mZG9jaWQ9NjA4MDUyMDMyNDk1NjIyODYyJm1pZD03Njg2Qjc5OUJDMDRCRTgxMEU4Mzc2ODZCNzk5QkMwNEJFODEwRTgzJnZpZxc9ZGV0YWlsJkZPUk09VkISRQ&ntb=1

ATT: PARENTS HOMEWORK

The Lion Sleeps Tonight

<https://youtu.be/sz9RIEuii00>

I am hoping that if we can start practicing this song at home as of this week, we might be able to present it on parade at the end of the year. If we start this week, we have 15 opportunities to practice together. Not to mention lots of practice at home! It will take commitment from you as we need a set amount of people to perform. Think about that. We can have extra practices towards the end, but ultimately it means you need to put in the effort at home as well. We need to sing, so learn the words too. It is pretty repetitive. The chords are a LOOP of **C, F, C, G7**, over and over.

Hopefully we can do something fun with the chorus parts too. We could even dress up in African costumes!

Slow it down in the settings to begin with till you get to know it. It sounds a bit funny but it will help with the chord transitions.

I will put lyrics and chords on the website